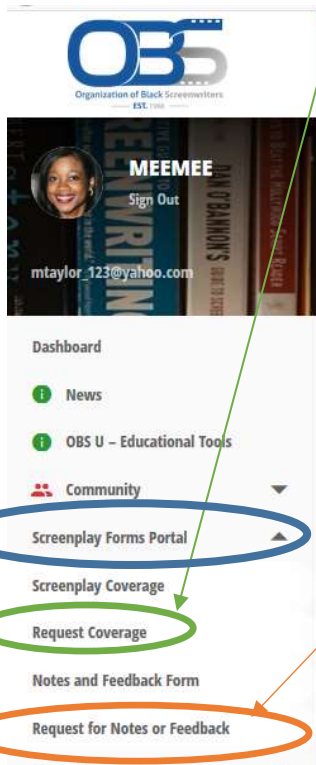


Guide for Requesting Notes/Feedback or Script Coverage

STEP ONE: On the OBS website, click on the arrow next to [Screenplay Forms Portal](#). It will reveal several options. If you want to request feedback/notes for things like a logline or pitch – click on [Request for Notes or Feedback](#). If you want to request feedback on your completed/polished script – click on “[Request Coverage](#)”



Step Two: I will cover both requesting Notes/Feedback and Coverage.

Requesting Notes/Feedback

After you click the [Request for Notes and Feedback](#) option, the following form will appear. The form will automatically populate your first and last name and email address. DO NOT CHANGE THIS. You will fill in the blank spaces with the following information:

- “Enter title, type, and draft#” – Type in the name of the project.
- “Associated Writers Group” -- Type in the name of **your** writer’s group. (For example, “A Question of Faith” or “Get Out.”)

- “Type of Content” – There’s a scroll down box. Select the appropriate choice.
- “What type of feedback are you seeking?” Explain what you want from the feedback. If you don’t need anything specific, you can just state “I want overall general feedback.”
- “File Upload Title” – Upload your document.
- Hit Submit!

Request for Notes and Feedback Form

Screenwriter's First Name
MEEMEE

Screenwriter's Last Name
TAYLOR

Email Address
mtaylor_123@yahoo.com

Enter title, type and draft # *
Example: My Great Ghost Story/Treatment/ Draft 1

Write Here

Associated Writers Group *
Enter the Screenwriter's Writers Group (case sensitive)

Write Here

Type of Content *
(For what are you giving notes or feedback)

Beat Sheet

What type for feedback/notes are you seeking? *

Provide your fellow member with guidance on where you'd like them to focus their attention. For exampl...


File Upload Title

Drag 'n Drop files here

Max file size: 976.56 KB. | Allowed file types: pdf, doc, docx, fdx, msw | Min number of file: 1

Select Files CANCEL ALL UPLOADS DELETE SELECTED

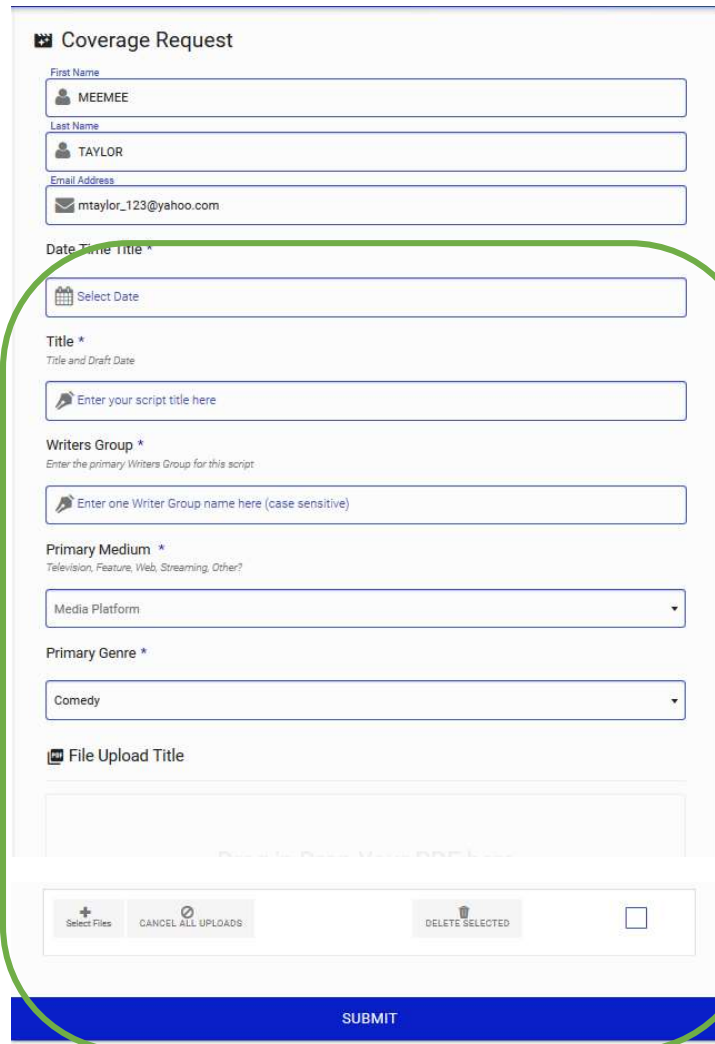
SUBMIT



Requesting Coverage

After you click the *Request for Coverage* option, the following form will appear. The form will automatically populate your first and last name and email address. DO NOT CHANGE THIS. You will fill in the blank spaces with the following information:

- “Date Time Title” – Add the date.
- “Title” – Type in the name of the project. (e.g. Ghost/Script/#1)
- “*Writers Group*” -- Type in the name of **your** writer’s group. (For example, “A Question of Faith” or “Get Out.”)
- “*Type of Content*” – There’s a scroll down box. Select the appropriate choice.
- “Primary Medium” – There are options to choose from. Pick the one that fits.
- “Primary Genre” – Is it a comedy? Is it horror? Drama? Pick the main one.
- “File Upload Title” – Upload your script.
- Hit Submit!



Coverage Request

First Name
MEEMEE

Last Name
TAYLOR

Email Address
mtaylor_123@yahoo.com

Date Time Title *

Select Date

Title *

Title and Draft Date

Enter your script title here

Writers Group *

Enter the primary Writers Group for this script:

Enter one Writer Group name here (case sensitive)

Primary Medium *

Television, Feature, Web, Streaming, Other?

Media Platform

Primary Genre *

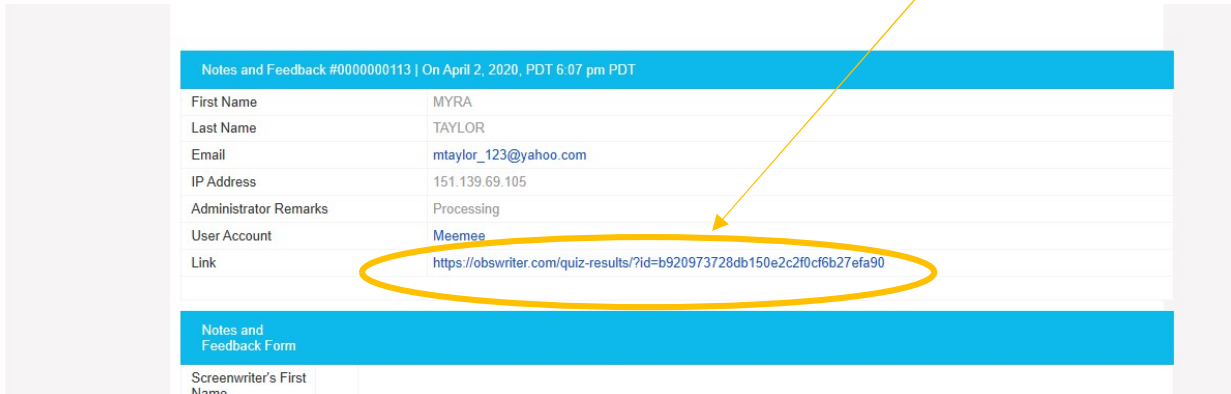
Comedy

File Upload Title

Select Files CANCEL ALL UPLOADS DELETE SELECTED

SUBMIT

Step Three: A screen will popup verifying your submission, and it will give you a link. You will also receive an email with that link. Copy this link.



The screenshot shows a web form titled "Notes and Feedback #0000000113 | On April 2, 2020, PDT 6:07 pm PDT". The form contains the following fields:

First Name	MYRA
Last Name	TAYLOR
Email	mtaylor_123@yahoo.com
IP Address	151.139.69.105
Administrator Remarks	Processing
User Account	Meemee
Link	https://obswriter.com/quiz-results/?id=b920973728db150e2c2f0cf6b27efa90

Below the form is a section titled "Notes and Feedback Form" with a field for "Screenwriter's First Name". A yellow circle highlights the "Link" field, and a yellow arrow points from the text above to the circle.

For both request for **Notes or Feedback** or request for **Coverage**, you should send this link in a message to the moderator of your Writer's Group and ask for feedback. Your moderator will either post your request in your Group's forum or the moderator will post it under "Docs" or he/she may do both. This will notified other members that you are requesting feedback.

People who provide feedback will message your or email you a link to their feedback.

Additional note: So what's the difference between **Notes or Feedback** and **Coverage**? How do you decide which to submit your request through?

Notes or Feedback – This is typically when you want feedback on things like an outline, loglines, a pitch, or a few pages (like 10 pages) of your script. It can be rough-looking and doesn't need to be polished. Reviewers will not be scoring your document. They will only provide feedback.

Coverage – This is for completed scripts. Your script should be polished. Reviewers will be scoring the quality of your script, so be sure to present your very best work! David sometimes gets asked to recommend writers for various projects. Writers with high scores will be considered so this is important!